


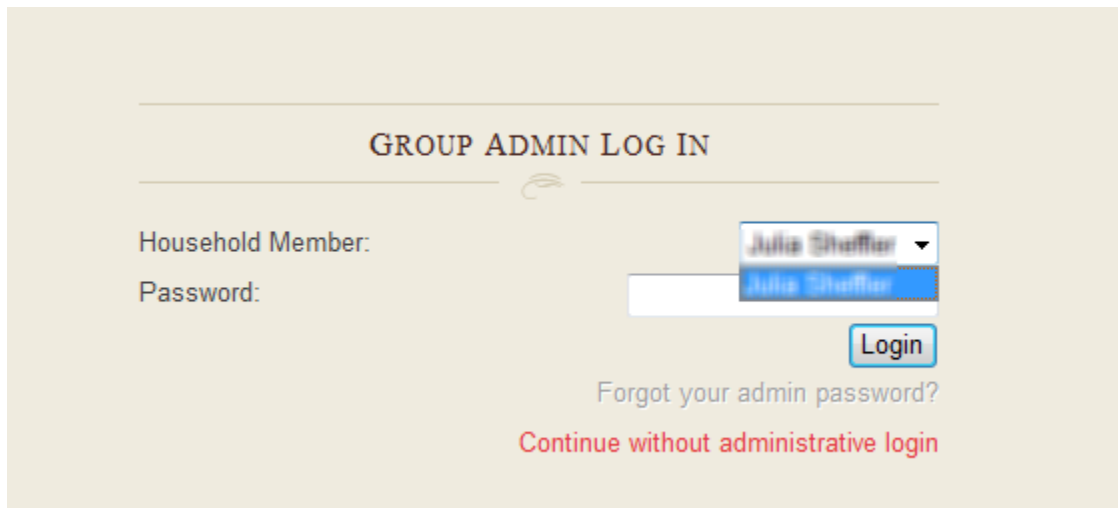
User Name and Password Confirmation

To confirm your username and password, do the following:

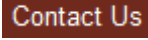
1. Open your Internet Explorer browser.
2. In the address bar type www.justbetweenfriends.com
3. Hit enter on your keyboard or the button on your version that takes you to requested web pages.
4. Put in your username and password in the appropriate fields.
5. Click on the  button.
6. You should see the <Switch to "Admin" mode>



7. Click on the dropdown arrow to the right of the Household Member field and choose your admin. This will only show more than one member if there is more than one admin in your household. Click on your name and enter your password.



8. Use your mouse to click on the  button.
9. You should be brought into the Group Administrative Dashboard.

10. If you don't have this information please click on the button  and ask for the appropriate password and username information.